



## Summary Feedback

### ST1 – ST4 Teaching Programme 2024

### DKT FRCR 2B Practice Viva (Session 70)

### DKT Masterclass: Neuroradiology

(4<sup>th</sup> July 2024)

Delivered By:

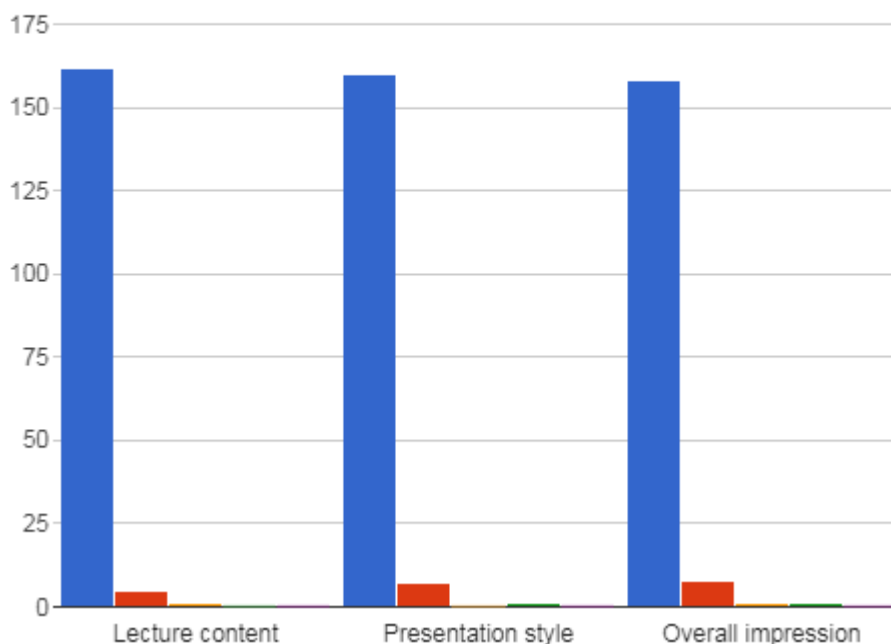
(Changez Jadun)

#### Summary Points:

- ST1-ST4 teaching programme 2024 – FRCR 2B Practice Viva Session 70: 2 hours teaching time
- Total Attendees: 428 from 40 Countries (Algeria, Australia, Bahamas, Bahrain, Bangladesh, Bhutan, Canada, China, Dominica, Egypt, Ethiopia, Ghana, Hong Kong, India, Indonesia, Iran, Iraq, Jordan, Kenya, Kuwait, Libya, Malaysia, Myanmar, Namibia, Nepal, Nigeria, Oman, Pakistan, Qatar, Saudi Arabia, South Africa, Sri Lanka, Sudan, Swaziland, Türkiye, UAE, UK, Yemen, Zambia, Zimbabwe).
- Total feedback received from 168 participants

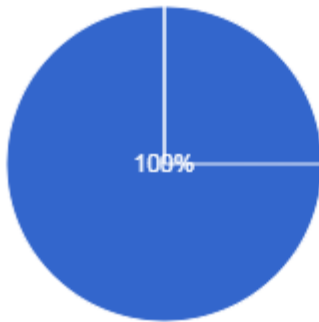
Please rate the following aspects of the session

Excellent    Very good    Good    Satisfactory  
Poor



Did you find it useful  
168 responses

● Yes  
● No



## Testimonials

- Excellent cases with a great description and modulation of viva by Dr Jadun. He is indeed an excellent teacher with a wide variety of exam oriented cases (India).
- It was very useful that the teacher summarised each case as he went on, pointing out the important and salient points (UK).
- The cases and the way it was presented by the teacher, the pattern of questioning .. all was great (Iraq).
- Need him again to go through Neuro, taught really well (UK).
- I loved how patiently sir explained each and every case in detail and taught us how to systematically approach them as well. Answered my doubts too which, to be honest, I've been having since a long time. Thank you so much (India).
- He went through the crucial approach to the scan really well. Good help with differentials based on the concepts (UK).
- Learning the approach and what to look for in each case. Learning how to communicate with the clinicians was most useful (Yemen).
- How to approach cases of neuroradiology and emphasis on every little detail of the case, look at every possible visible detail of the case was the lesson of the day (Pakistan).
- Very useful session. DKT sessions are always amazing, useful and fantastic (Nigeria).
- An excellent teaching session by Dr Jadun. Would love to have another session by him soon (India).
- Great session. Cases, explanations and differentials were well explained (Zimbabwe).
- Extremely challenging cases. Very well description of cases by Dr Jadun. Detailed feedback and important pertinent points for every case which should always be mentioned (Pakistan).
- The examiner answered all cases after candidates gave their answers was most valuable (Jordan).

## DKT FRCR 2B Practice Viva (Session 70) - DKT Masterclass: Neuroradiology

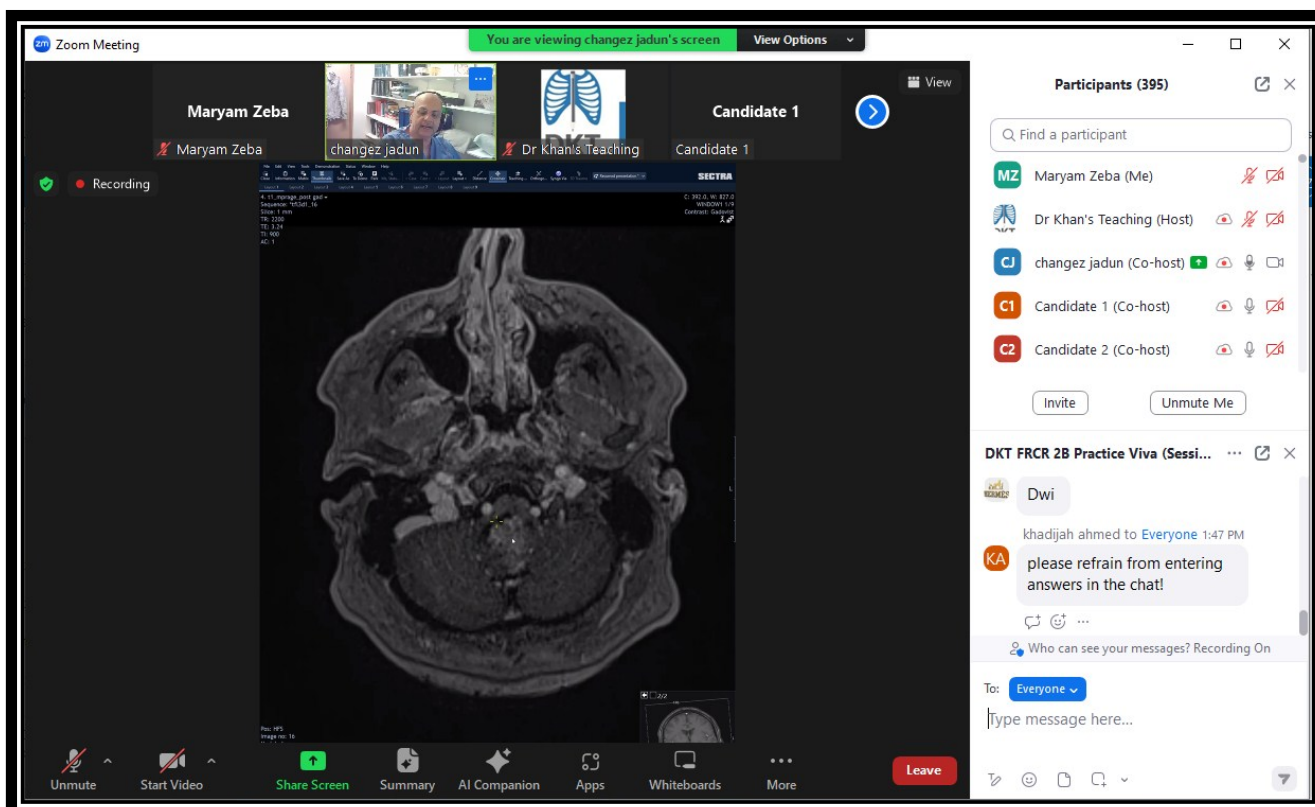
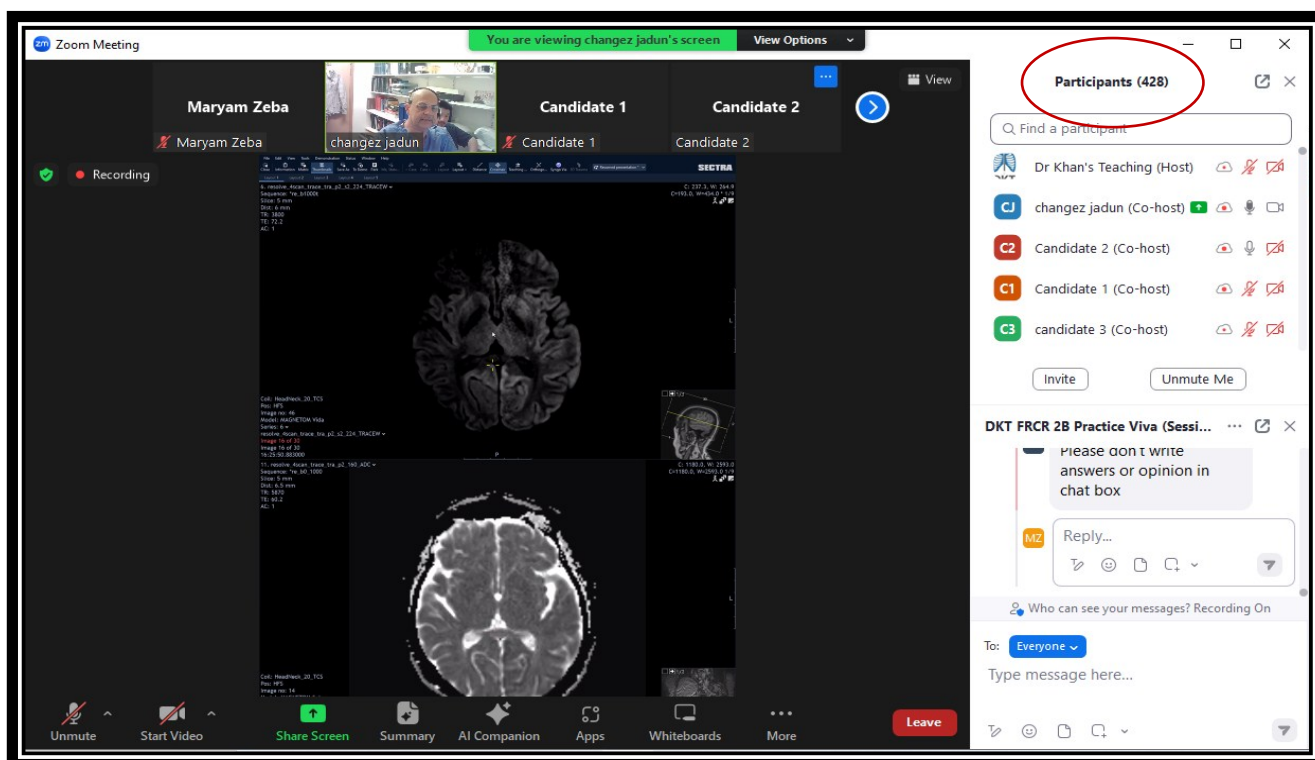
- Brilliant lecture. Very very informative (UK).
- The approach to cases especially satisfaction of search in most of the cases were useful (Zimbabwe).
- The session was impressive and very informative, thank you so much (Yemen).
- Brilliant case with discussion (Ethiopia).
- Excellent way of teaching. Excellent cases. Looking for more such marvellous sessions ahead (Pakistan).
- Best learning course (UK).
- Excellent cases review and discussion (Algeria).
- All of it was amazing, great cases, great lecturer. Very informative & educational (Egypt).
- Very interesting cases (Egypt).
- Very very clear explanations. Full of keypoints and excellent cases (Türkiye).
- Amazing cases (UK).
- I liked the way of approach (Kuwait).
- Sir's way of explaining is so good (Nepal).
- Case discussion and guidance were most useful (Qatar).
- Excellent cases and interpretation (Saudi Arabia).
- Approach in exam for neuro cases was most useful (South Africa).
- Interesting cases (Pakistan).
- Good explanations (India).
- Examiner lecture contents were useful (Pakistan).
- Look beyond trauma to pick tumors was most useful (Kenya).
- Good cases (India).
- Great variety and description of CNS cases (Pakistan).
- Content and explanation were useful (UK).
- The value of early diagnosing of CVA was most useful (Qatar).
- Discussion of the images by the moderator was useful (UK).
- Thorough case discussion was useful (India).
- I liked the excellent cases and way of teaching (Pakistan).
- Nice cases (UK).
- Cases was very good (Saudi Arabia).
- I liked the cases and discussion (Saudi Arabia).
- All lecture is valuable (Pakistan).
- Explanation by facilitator in each case was most useful (Pakistan).
- The details of teaching were useful (UAE).
- The way of explaining all findings in the end were most valuable (Pakistan).
- Good information sharing (India).
- kind guiding examiner (Zimbabwe).
- Excellent teachers (UK).
- The type of cases, explanation of the findings with differentials and management was most useful (UK).
- Excellent CNS cases (Saudi Arabia).
- Good neuro cases (UK).
- It was perfect (UAE).

## DKT FRCR 2B Practice Viva (Session 70) - DKT Masterclass: Neuroradiology

- The teaching and the presentation was useful (Nigeria).
- Very good cases (Sri Lanka).
- Excellent cases and discussion (Egypt).
- Self explanation of cases was most useful (Pakistan).
- All the cases were great (UK).
- Excellent teaching style (Pakistan).
- Valuable feedback, directed question and exam oriented approach (Algeria).
- The cases are excellent (Egypt).
- Excellent work! (Zimbabwe).
- Fantastic session (UK).
- Very grateful for you sir for such sessions. thank you so much (Egypt).
- Brilliant cases of neurology (Sri Lanka).
- All cases were excellent (Pakistan).
- Excellent teaching and interesting cases (Sri Lanka).
- Excellent teaching! (UK).
- Great exam tips on real life cases (Pakistan).
- Amazing different cases (Pakistan).
- Feedback to candidates and summaries of findings by the host was useful (South Africa).
- Focused on neurology cases with subtle findings and approach for different cases were most useful (UK).
- All cases explanation were useful (Oman).
- Good brief description by Dr, Jadun (Maldives).
- Case presentations and type of cases were useful (Iraq).
- Excellent cases (China).
- Going through the scans was useful (UK).
- Amazing session (Iraq).
- Case presentation was useful (India).
- The doctor was very helpful and kind (Yemen).
- Comprehensive case discussion and QndA was most useful (South Africa).
- Its great (Yemen).
- Very beneficial (Iraq).
- Perfect session, thank you (Maldives).
- Everything is excellent (Egypt).
- This Lecturer is perfect for nuero cases (Zimbabwe).
- Amazing lecturer (UK).
- Very very useful, very thanks (Iraq).
- So informative (Qatar).
- Educative (UK).
- Very useful discussion of cases (India).
- Excellent and amazing (Sudan).
- Very informative (UAE).
- Exceptional (Pakistan).
- Excellent teaching session like always (Pakistan).
- Excellent session (Pakistan).

## DKT FRCR 2B Practice Viva (Session 70) - DKT Masterclass: Neuroradiology

- Excellent cases. Thanks a lot (Pakistan).
- It is very nice discussion with variety of good cases (Ethiopia).
- Brilliant session! (Pakistan).
- Excellent talk (Pakistan).
- Marvelous (Saudi Arabia).
- Great learning (Kenya).
- Brilliant (Iraq).



# DKT FRCR 2B Practice Viva (Session 70) - DKT Masterclass: Neuroradiology

The image is a screenshot of a Zoom meeting. The main window displays a sagittal MRI scan of a cervical spine. The scan shows the vertebrae and intervertebral discs. A small inset in the bottom right corner shows an axial view of the spine. The Zoom interface includes a top bar with the meeting title "Zoom Meeting" and a "Recording" indicator. Below the top bar, there are video thumbnails for "Maryam Zeba", "changez jadun", "Dr Khan's Teaching", and "Candidate 1". The "Candidate 1" thumbnail is highlighted with a green border. To the right of the main window is a "Participants (399)" list with search and control icons for each participant. Below the participants list is a chat window titled "DKT FRCR 2B Practice Viva (Sessi...)" with a message from "TO" asking "had internet error .. what was diagnosis of first case?". The chat window also shows a "To: Everyone" dropdown and a "type message here..." input field.

=====XX=====XX=====